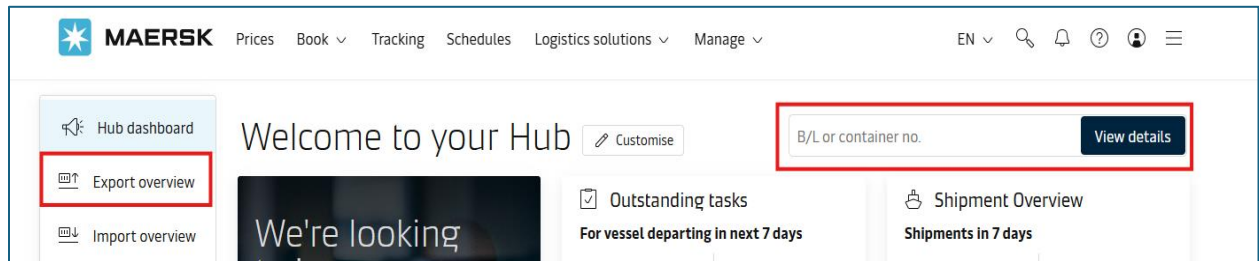
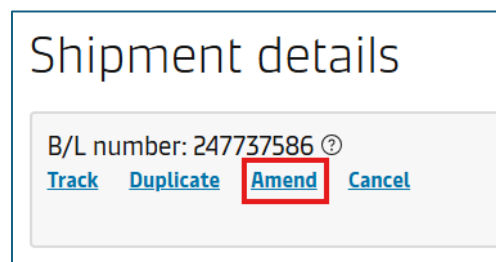


How to change departure (ETD) and equipment pickup depot?

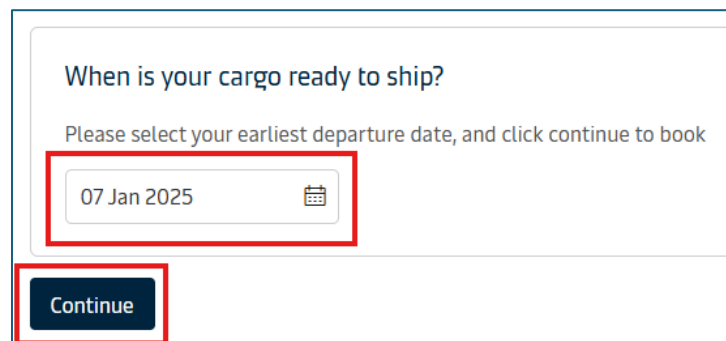
1. In the window on the right-hand side, please enter the booking or container number and click "**View details**," or find the booking in the "**Export overview**" tab on the left.



2. After selecting the booking in which you want to make changes, please click the "**Amend**" button.



3. Please correct the cargo ready date, then proceed to the "**Select sailing**" tab by clicking the "**Continue**" button at the bottom of the page.



How to change departure (ETD) and equipment pickup depot?

- At the top of the page, the original sailing schedule will be displayed. To change it, click the **"Book"** button next to the new selected sailing.

23 Dec 2024

📍 Departure 23 Dec 2024, 18:00	📍 Arrival 8 Feb 2025, 00:01	🕒 Gate-in deadline 20 Dec 2024, 07:45	🕒 Transit time 45 days 23 hours	🚢 Vessel/voyage MARIE MAERSK / 452E	📄 Route & other details
-----------------------------------	--------------------------------	--	------------------------------------	--	---

Maersk Spot USD 601.00

Get USD 20 per container if rolled ⓘ Amendment fee included: USD 20.00

[Price breakdown & details](#) Incl. 7 days of detention
freetime

[Buy more freetime on next page](#) **Book**

- In the next tab, **"Additional details"**, please select the equipment release date and, if necessary, change the pick-up depot.

Container stuffing details

1 x 40 Dry Standard 1 x 40 Dry High

Using the same details for all container types

Pick-up depot	Pick-up date and reference
<div style="border: 1px solid #ccc; padding: 5px;">Balticon Gdansk Sucharskiego 7 Gdansk Poland 80-601</div> <div style="border: 2px solid red; padding: 2px; margin-top: 5px;">Select a different depot</div>	<div style="border: 1px dashed #ccc; padding: 10px; text-align: center;">No date selected Click to choose date</div> <div style="border: 2px solid red; padding: 2px; margin-top: 5px;">Choose another date</div>
<div style="border: 1px solid #ccc; padding: 5px;">Enter haulage reference (optional)</div> <div style="border: 1px solid #ccc; padding: 5px;">Enter haulage reference (optional)</div>	

- Then, proceed to **"Review booking"**.

Optional parties

Review booking

How to change departure (ETD) and equipment pickup depot?

7. If all the information in the "**Review booking**" tab is correct, please confirm the terms and conditions, then click "**Submit booking**".

By clicking submit booking you agree that the [terms and conditions](#) will govern your booking.

I have read and accept all the terms and conditions of this booking

Submit booking

**For Spot bookings additional penalty/amendment charges may be incurred. Please read the Spot offer T&C carefully before booking, amending or cancelling*