

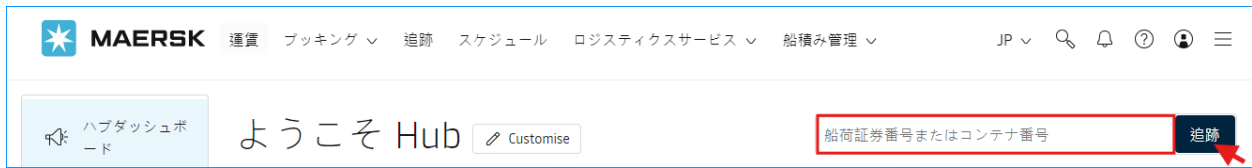
## ◆ 船舶出港後、迅速に Surrender fee (電子貨物リリース - 輸出) の請求書を受け取る方法

下記のプロセスは、請求書の発行プロセスを迅速化するだけであり、本船出港後に、サレンダー依頼書を別途ご提出していただく必要があります。

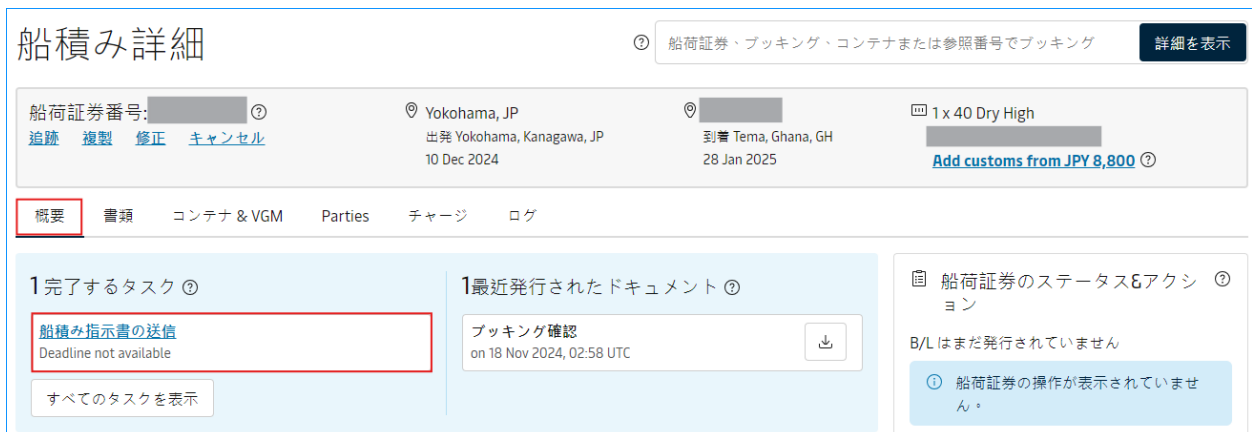
対象外：Maersk Go (「APU」で始まるブッキング)、OOG のブッキング、3 国間のブッキング

出港前までに以下の手順でリクエストが必要です。

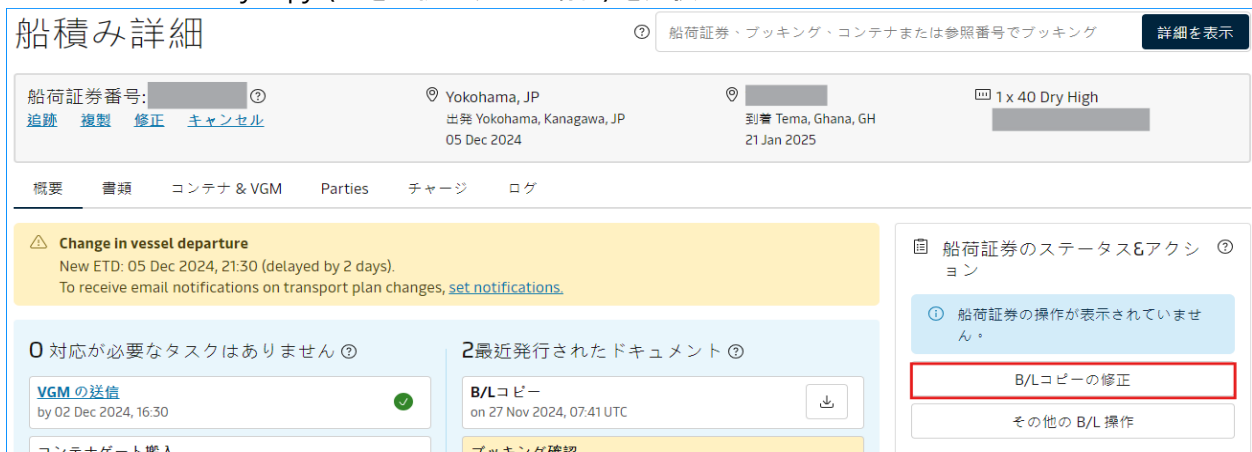
1. [www.maersk.com](http://www.maersk.com) にログイン
2. BL 番号を入力して「追跡」を押す



3. 'Submit shipping instruction' を選択



または 'Amend verify copy' (SI をご提出済みの場合) を選択



- Document type 選択にて、Bill of Lading (= OBL) を選択  
右側 Release Instruction より“電子式貨物の引き渡し”を選択

B/L 番号の修正:

From Japan 05 Dec 2024 To Ghana 21 Jan 2025

BoL:  書類 当事者 支払人 貨物およびVGM 確認

文書タイプ  
Waybill **Bill of Lading**

海上船荷  
 受取船荷証券

印刷するコピー  
- 3 +

リリース指示書  
 仕向地引き渡し? この船荷証券に関して電子式貨物の引き渡し/テレックスリリースをリクエストする場合は選択してください  
 **電子式貨物の引渡し?**  
Kindly note that Electronic Cargo Release is a paid service, and your invoice will be available once the vessel has sailed.  
 To be decided later

- 支払者選択にてタブを選択すると、“Electronic cargo release – Export” 料金が追加されているのが確認できます。  
支払条件,支払者を指定してください。

B/L 番号の修正:

From Japan 05 Dec 2024 To  21 Jan 2025

BoL:  書類 当事者 **支払人** 貨物およびVGM 確認

### 支払人

Do you want to display these charges and amounts on the bill of lading?  No  Yes

Step 1) Ensure your Payers are present:

Payer	Payer Code	Invoice Reference (optional) ?
<input type="text"/>		Invoice reference
<input type="text"/>		Invoice reference
LTD		

**Add payer**

Step 2) Assign Payers to charges:

料金タイプ	支払い条件 ?	Payer	Payer Code	Invoice Reference ?
<input type="checkbox"/> All				
<input type="checkbox"/> 積み地				
<input type="checkbox"/> Export Service	<input checked="" type="radio"/> プリペイド <input type="radio"/> コレクト	<input type="text"/>		
<input type="checkbox"/> Documentation Fee - Origin	<input checked="" type="radio"/> プリペイド <input type="radio"/> コレクト	<input type="text"/>		
<input type="checkbox"/> Terminal Handling Service - Origin	<input checked="" type="radio"/> プリペイド <input type="radio"/> コレクト	<input type="text"/>		
<input type="checkbox"/> <b>Electronic Cargo Release Service - Export</b>	<input type="radio"/> プリペイド <input type="radio"/> コレクト	<b>Assign payer</b>		

輸入国がサレンダーによる貨物引き取り許可を認めていない、Maersk Go (「APU」で始まる)、OOGのブックイング、および依頼者がPORまたはPODの国に所在していない場合、Electronic cargo releaseのオプションは利用できません。(Electronic cargo releaseは選択出来ません。)

### Document Type

Waybitt  Bill of Lading

Shipped on Board  
 Received for Shipment

Number of Originals

-	3	+
---	---	---

#### Release instructions

Destination release<sup>?</sup>  
 Electronic cargo release<sup>?</sup>

Kindly note that Electronic Cargo Release is a paid service, and your invoice will be available once the vessel has sailed.

To be decided later

## ✦ How to receive Surrender fee (Electronic cargo release – export) invoice as soon as vessel departure

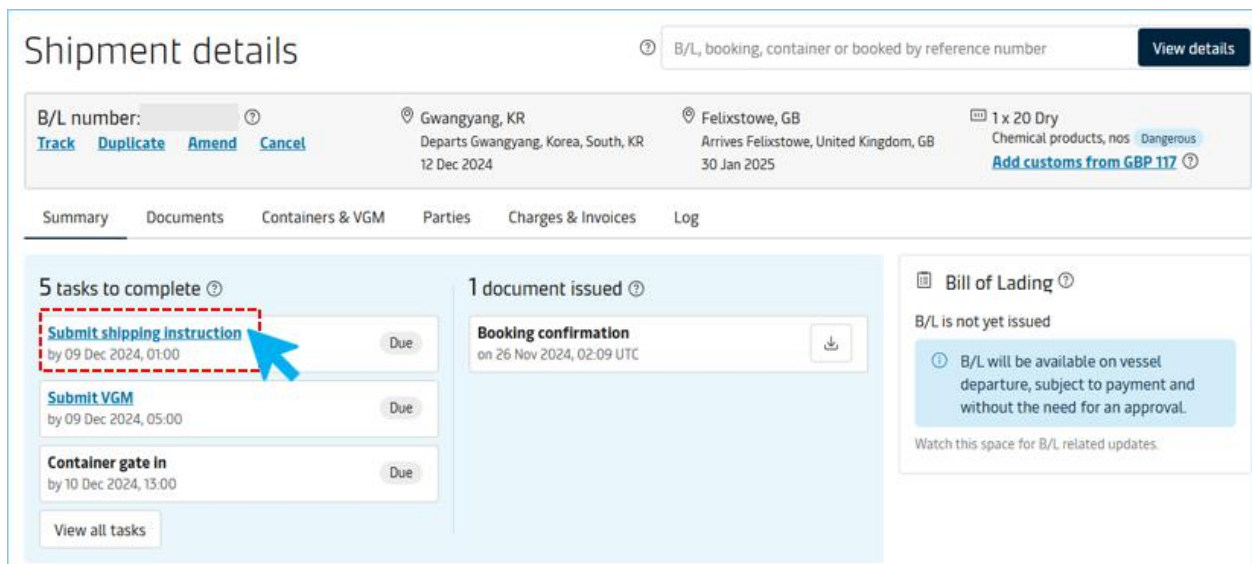
Please note below procedure will help expedite the invoicing process only. We still require you to submit your final surrender request after vessel departure.

'Release instructions: Electronic cargo release' option will not be available if the import country does not allow Telex release, Maersk Go bookings (begins with 'APU'), OOG bookings, and if the requestor is neither from POR or POD countries.

1. Log in to [www.maersk.com](http://www.maersk.com)
2. Search B/L number on the Hub



3. Click 'Submit shipping instruction' or 'Amend verify copy' if you have already submitted SI



## Shipment details

B/L, booking, container or booked by reference number View details

B/L number: [redacted] Track Duplicate Amend Cancel

Gwangyang, KR  
Departs Gwangyang, Korea, South, KR  
06 Dec 2024

Gdansk, PL  
Arrives Gdansk, Poland, PL  
24 Jan 2025

1 x 40 Dry High  
New - TIRES, TYRES, R.  
[Add customs from EUR 50](#)

Summary Documents Containers & VGM Parties Charges & Invoices Log

**Change in vessel departure**  
New ETD: 06 Dec 2024, 06:00 (delayed by 23 hours).  
To receive email notifications on transport plan changes, [set notifications](#).

**0 tasks to complete**

**Submit shipping instruction**  
by 02 Dec 2024, 01:00 ✓

**2 documents issued**

**Verify copy**  
on 02 Dec 2024, 06:16 UTC ↓

**Bill of Lading**

B/L will be available on vessel departure, subject to payment and without the need for an approval.

Amend verify copy

B/L release

- On the 1<sup>st</sup> Document tab, select the Document type: Bill of Lading (= OBL) and Select release instructions: **Electronic cargo release**.

### Document Type

Waybill Bill of Lading

Shipped on Board  
 Received for Shipment

Number of Originals  
- 3 +

**Release instructions**

Destination release ? Select if you intend to request for an electronic cargo release / telex release for this bill of lading

**Electronic cargo release** ?

Kindly note that Electronic Cargo Release is a paid service, and your invoice will be available once the vessel has sailed.

To be decided later

- On the 3<sup>rd</sup> Payers tab, you will see "Electronic Cargo Release Service – Export" charge has been added. Please update the Payment term and assign payer and submit your request.

### Step 2) Assign Payers to charges:

Charge Types	Payment Terms	Payer	Payer Code	Invoice Reference
<input type="checkbox"/> All				
<input type="checkbox"/> Origin				
<input type="checkbox"/> [redacted]	<input checked="" type="radio"/> Prepaid <input type="radio"/> Collect		[redacted]	
<input type="checkbox"/> <b>Electronic Cargo Release Service - Export</b>	<input type="radio"/> Prepaid <input type="radio"/> Collect		Assign payer	

'Release instructions: Electronic cargo release' option will not be available if the import country does not allow Telex release, Maersk Go bookings (begins with 'APU'), OOG bookings, and if the requestor is neither from POR or POD countries.

### Document Type

Waybill  Bill of Lading

Shipped on Board  
 Received for Shipment

Number of Originals

-	3	+
---	---	---

#### Release instructions

Destination release ?  
 Electronic cargo release ?

Kindly note that Electronic Cargo Release is a paid service, and your invoice will be available once the vessel has sailed.

To be decided later